



## C4 Extended Specification Sheet

# PUSHING CONTROL BOUNDARIES

The DiGidot C4 Extended is a multi functional LED pixel controller that converts Art-Net and DMX to SPI protocols. The output capacity goes up to 8 universes, which is 4096 channels (depending on the C4 license). The internal DHCP server, Wi-Fi and free DiGidot App grant easy access of the internal web interface. A built in network switch allows multiple DiGidot C4 controllers to be daisy chained to create an extensive control network. The DiGidot C4 Extended offers Art-Net & DMX recording, playback and triggering. Extensive triggering options such as analog and digital triggers as well as the integrated calendar offer great flexibility for system integration. Countless extra features such as DMX in and out, Art-Net IP Address filter, Art-Net routing, HTP input signal merger, Art-Net & DMX Monitor, in-/output channel repeater, Gamma correction, adjustable fall back color, output limiters, make this the most powerful LED pixel controller on the market.



extended 1	20201
extended 2	20202
extended 3	20203
extended 4	20204



## description

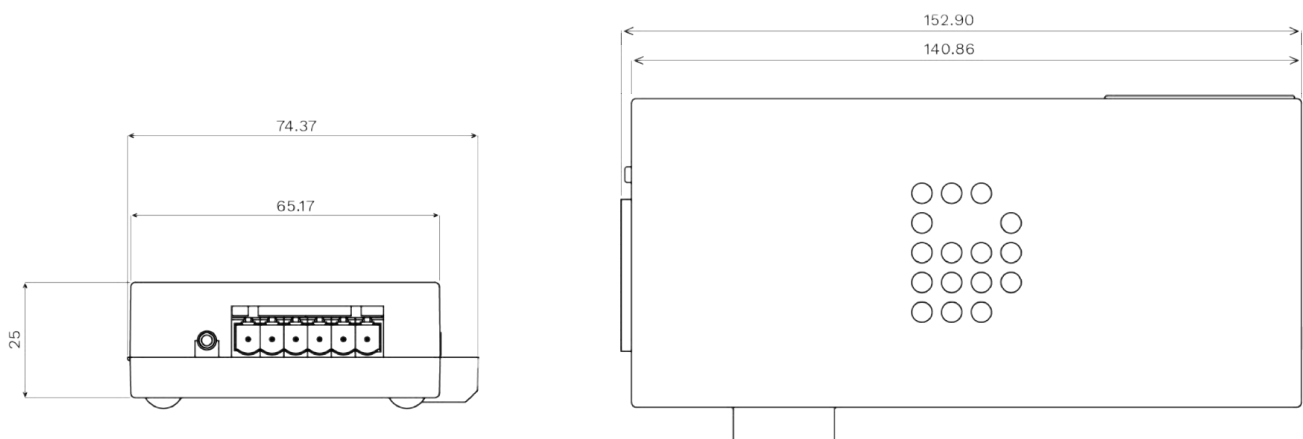
The DiGidot C4 Extended combines all the DiGidot C4 Live features but includes many more powerful features such as recording, a scene generator, playlists, triggering functions, etc.

The DiGidot C4 Extended is the perfect solid state stand-alone controller. The DiGidot C4 supports more than 59 SPI protocols and many other industry standard lighting control protocols. We're constantly updating and improving our compatibility by adding new protocols you our system.

## summary

- Up to 8 universes (4.096 channels)
- Supports more than 59 protocols
- Art-Net + DMX in & out
- Art-Net/DMX recording & playback
- Analog & digital triggers
- Compact size
- Wide voltage range (5-24 Vdc)
- Easy to connect
- Web interface & free App
- Reliable & easy to use

## technical drawings



---

## specifications

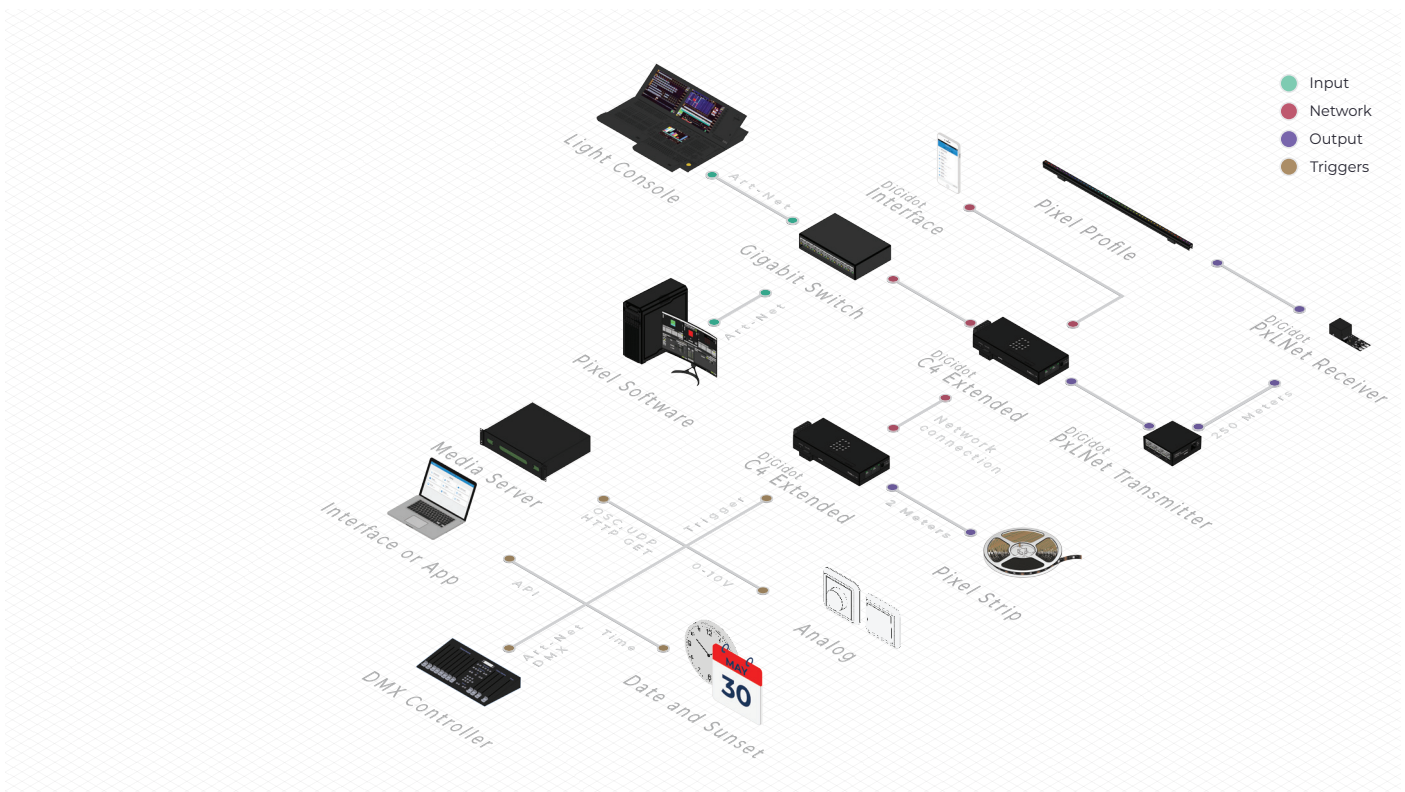
Input voltage	5-24 Vdc
Max. Power consumption	5W
Housing material	Self extinguishing Acrylonitril-Butadiene-Styrene (ABS)
Dimensions	153 x 74 x 28 mm   6.02 x 2.91 x 1.10" (L x W x H)
Weight	140gr   4.93oz
Mounting	DIN-Rail or surface mounted
Operation Temperature (Tc)	0 to 50°C   32 to 122°F
Ambient Temperature (Ta)	40°C   104°F
Storage temperature	-20 to 50°C   -4 to 122°F
Operating relative humidity	90% (indoor use only)
IP rating	IP10
Input Protocols	Art-Net 1,2,3 & 4   DMX512 (2 inputs)
Output Protocols	Art-Net 1,2,3 & 4 (out/through)   DMX512 (2 outputs)   DMX TTL (4 outputs)   59+ SPI protocols (check supported IC's list)
Output channels	512 / 1048 / 2048 / 4096 Art-Net and/or up to 1024 DMX channels
Ethernet	RJ45 compatible, for 10/100 Base-TX Ethernet with static IP address or smart DHCP
Wi-Fi	10/100 Base Ethernet with static IP address or DHCP
Wi-Fi protocols	802.11 b/g/n (HT20)
Frequency range	2.4 GHz ~ 2.5 GHz (2400M ~ 2483.5M)
TX Power	Max. +20 dBm
Antenna	On board
WiFi Mode	Client + Access Point
WiFi security	WPA, WPA2
Encryption	WEP/TKIP/AES
Wiring	Max. 2,5 mm <sup>2</sup>   14 AWG
Connectors	Power: 5-24 Vdc power jack, Art-Net Data: RJ45 bus, IO port: 6-pin Input/Output terminal connector
Compliances	CE, listed under No. 2016/119-1, cETL US, listed under No. 5010008, RoHS
Applied standards	EN60950-1:2006 + A11:2009 + A1:2010 + A12:2011 + A2:2013, IEC60950-1 / EN60950-1, EN61006-6-3, EN55032

---

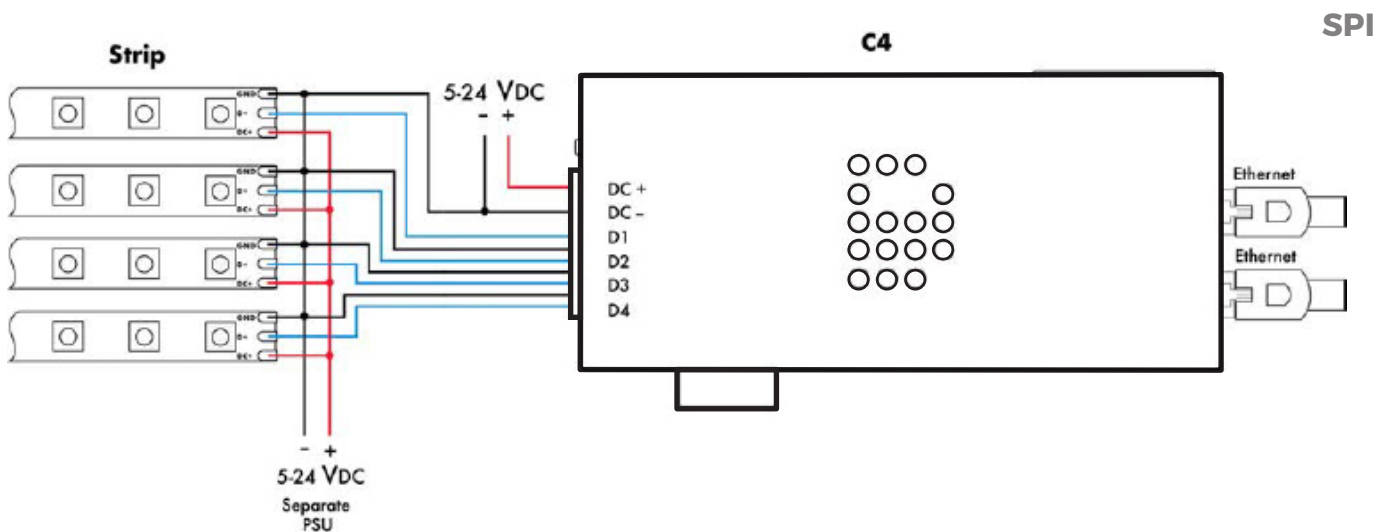
## extended specifications

Trigger port	Max. 3 dry contacts
DiGidot triggers	Max. 3 analog inputs (0-10V, 1-10V, 50KΩ potentiometer)
UDP,	Internal timer/calendar, Sunrise/Sunset triggering (GPS or city based), Power up, Onboard button, Art-Net, DMX, OSC, HTTP-Get, JSON, Internal tasks (playing/not playing a scene, presence or absence of Art-Net), DiGidot Web interface, DiGidot App
Memory card	8 GB Industrial grade microSD card (4 GB for record buffer,

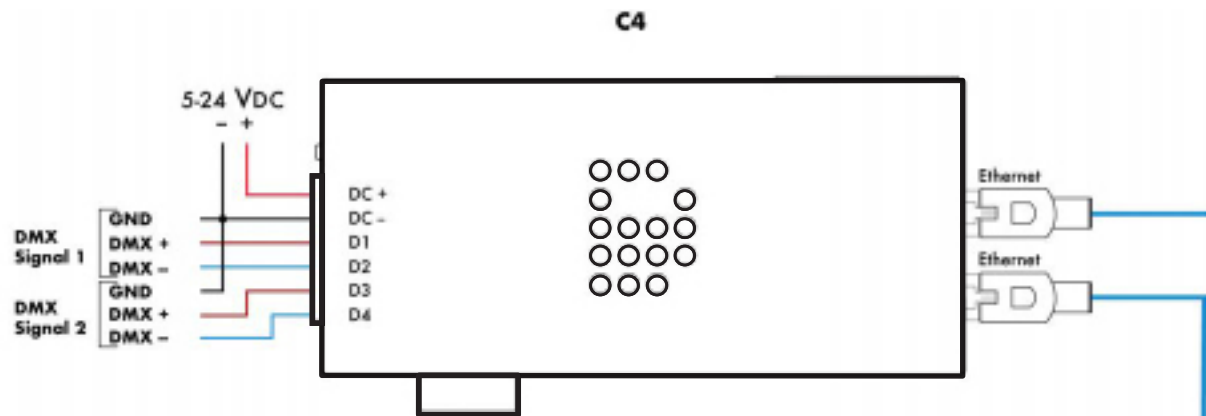
## system overview



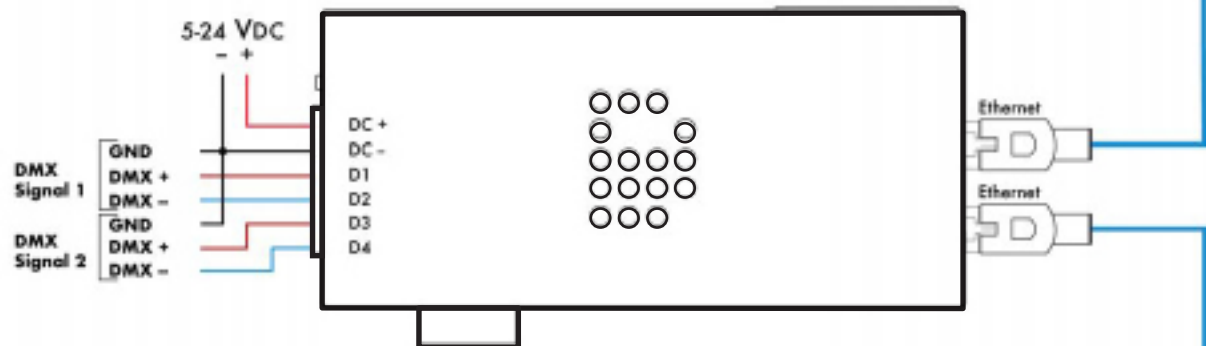
## wiring schemes (data)



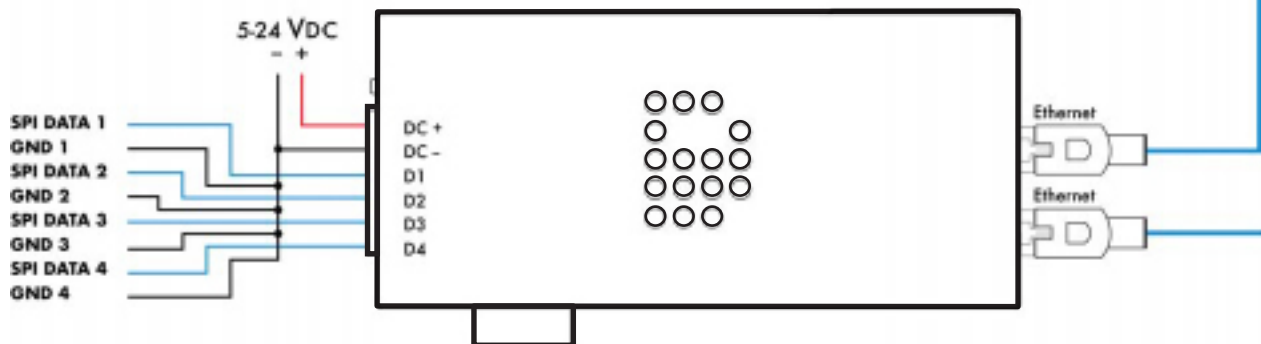
## DMX in



## DMX out

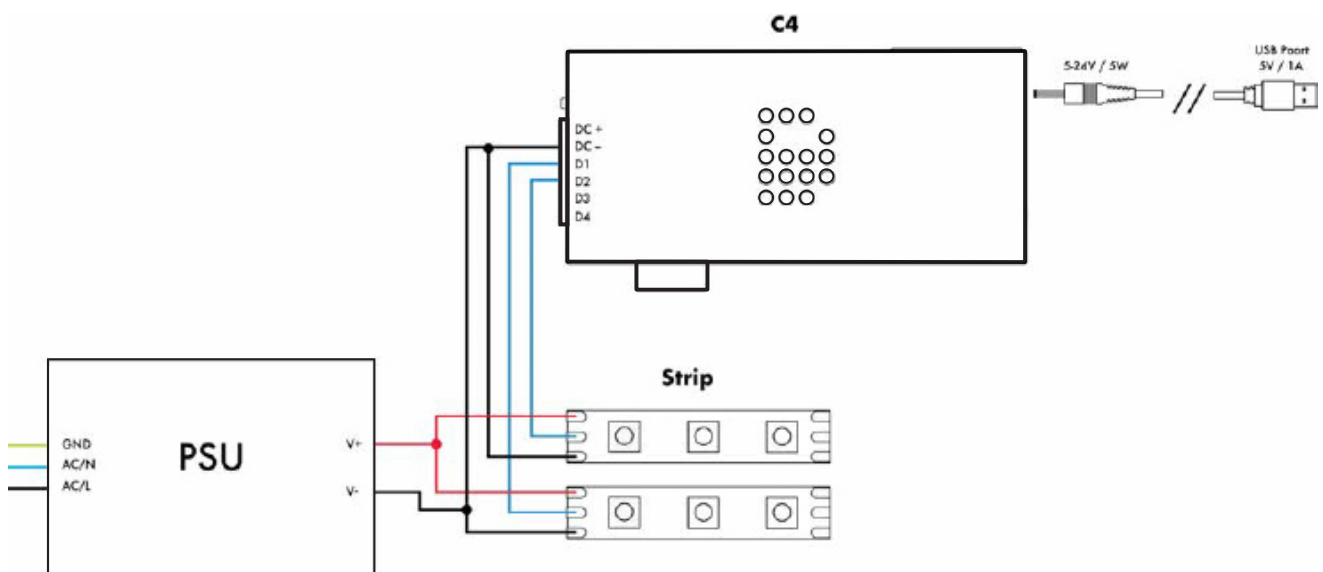
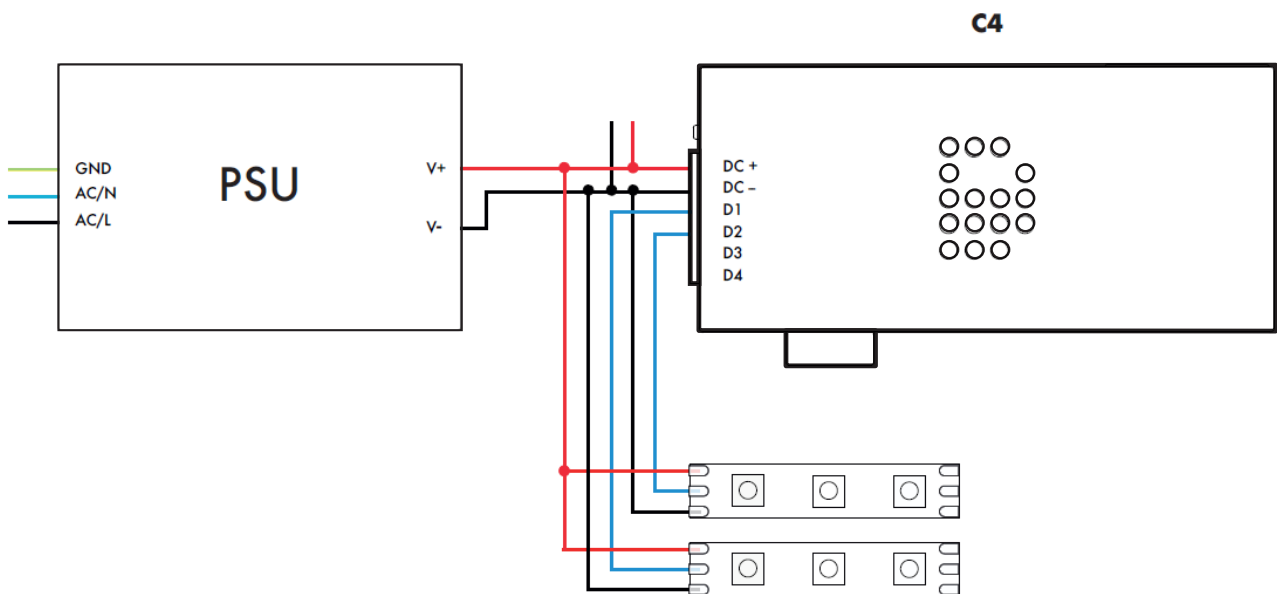


## SPI



IMPORTANT: All Grounds, from the DiGidot C4 and all power supplies must be connected. The Ground output wires of each Data pair from the DiGidot C4 output must be equal in length as the Data wires.

## wiring schemes (power)



For more wiring schemes, and technical information, please read the DiGidot C4 user manual.

**Address**

**DiGidot Technologies BV**  
Valschermkade 27  
1059 CD Amsterdam  
The Netherlands

**Website**  
[www.digidot.eu](http://www.digidot.eu)

**Phone number**

+31 (0) 20 820 1849

**Email**

[info@digidot.eu](mailto:info@digidot.eu)



**C4 Extended**



/Digidot-Technologies-b.v.



/DigidotTechnologies