


LED Intelligent Driver

1.5~25W 150~900mA 10~54Vdc

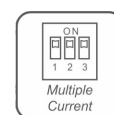
- Dimming interface: 0-10V (1-10V/PWM/RX), Push Dim.
- Built-in high performance MCU, dimming curve can be customized.
- PWM digital dimming, no alter LED color rendering index.
- Dimming range: 0~100%, LED start at 0.1% possible.
- Non-load output voltage 0V to prevent damages to LED caused by poor contact.
- Multi-current & wide voltage, suitable for different power LED.
- Short circuit / Over-heat / Over load / Non-load protection.
- Class 2 power supply. Full protective plastic housing.
- Compliant with Safety Extra Low Voltage standard.
- Suitable for internal lights application for I / II / III.

Dimmable:
0.1%~100%

5 in 1 dimming

0-10V
1-10V
PWM
RX
Push DIM

TUV Certificate No. B 17 06 01119 001
 BIS Certificate No. R-41072265
 CB Certificate No. 5G PSB-LE-00609
 RCM Equipment registration No: E2017013627 Ref: ESV170365
 ENEC Certificate No. U6 17 07 01119 004
 CE EMC Certificate No. BST1702498520001Y-1EC-1
 LVD Certificate No. BST1709992470001Y-1SC-2
 CCC Certificate No. 2017011002993756



Main Characteristics

Dimming Interface: 0-10V (1-10V/PWM/RX), Push Dim
 Input Voltage Range: 220-240Vac $\pm 10\%$
 Frequency: 50/60Hz
 Input Current: 230Vac $\leq 0.15A$
 Power Factor: PF $> 0.93/230Vac$, at full load
 THD: $\leq 20\%$ at 230Vac, at full load
 Efficiency: $> 84\%$
 Inrush Current(typ.): Cold start 2.28A at 230Vac (twidth=36 μs measured at 50% Ipeak)
 Control Surge Capability: L-N: 1kV
 Leakage Current: $< 0.5mA/230Vac$
 Operating Voltage: 10-54Vdc
 Output Power Range: 1.5W~25W

Output Current :	150mA	250mA	300mA	350mA	500mA	600mA	700mA	900mA
Output Voltage :	10-54V	10-54V	10-54V	10-54V	10-50V	10-42V	10-36V	10-28V
Output Power :	1.5W-8.1W	2.5W-13.5W	3W-16.2W	3.5W-18.9W	5W-25W	6W-25.2W	7W-25.2W	9W-25.2W

Current Accuracy: $\pm 3\%$
 Max Output Voltage: 58Vdc
 Non-load Output Voltage: 0Vdc
 PWM Frequency: $\leq 4KHz$
 Dimming Range: 0~100%, LED start at 0.1% possible.
 Working Temperature: tc: 90°C ta: 50°C
 Working Humidity: 20 ~ 95%RH, non-condensing
 Storage Temp., Humidity: -40 ~ 80°C, 10~95%RH
 Temp. Coefficient: $\pm 0.03\%/^{\circ}C(0-50^{\circ}C)$
 Vibration: 10~500Hz, 2G 12min./1cycle, period for 72min. each along X, Y, Z axes

Protection


Over-heat Protection: Shut down the output when PCB temp. $\geq 110^{\circ}C$, auto recovers when temp. back to normal.
 Over Load Protection: Shut down the output when rated power $\geq 102\% \sim 125\%$, auto recovers when the load is reduced.
 Short Circuit Protection: Shut down automatically if short circuit occurs, auto recovers after faulty condition is removed.
 Non-load Protection: Shut down the output if no load, auto recovers when load back to normal.

Safety & EMC

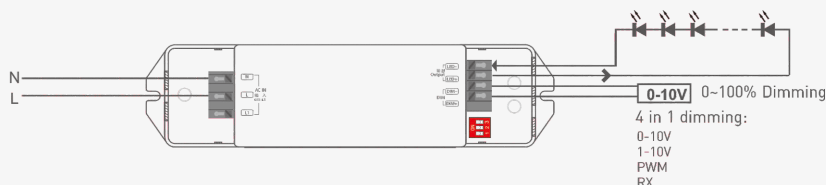
Withstand Voltage: I/P-O/P: 3750Vac
 Isolation Resistance: I/P-O/P: 100M $\Omega/500VDC/25^{\circ}C/70\%RH$
 Safety Standards: IEC/EN61347-1, IEC/EN61347-2-13
 EMC Emission: EN55015, EN61000-3-2 Class C, IEC61000-3-3
 EMC Immunity: EN61000-4-2,3,4,5,6,8,11 EN61547

Dimensions

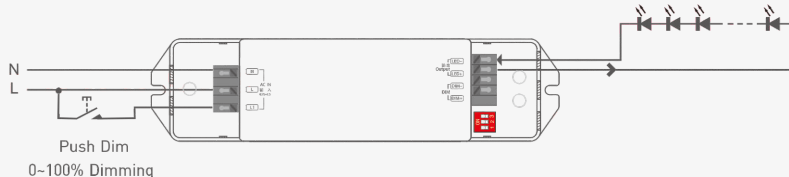
Unit: mm



0-10V Connection



Push Dim Connection



The dimming interface priority: First 0-10V, next Push Dim.

Push Dimming




Reset Switch

- On/off control: Short press.
- Stepless dimming: Long press.
- With every other long press, the light level goes to the opposite direction.
- Dimming memory: Brightness will be the same as previously adjusted when turning off and on again.

LED Current Selection

Quick options: DIP switch for 8 optional currents' quick selection(see the table below).



150mA	250mA	300mA	350mA	500mA	600mA	700mA	900mA	ON	OFF		
10-54V	10-54V	10-54V	10-54V	10-50V	10-42V	10-36V	10-28V				

* After current setting by DIP switch, power off and then power on to make the new current effective.

* E.g. LED 3.2V/pcs: 10-54V can power 3-16pcs LEDs in series, 10-28V can power 3-8pcs LEDs, the max quantity of LEDs in series will be subject to the actual voltage of LED.

Relationship Diagrams

