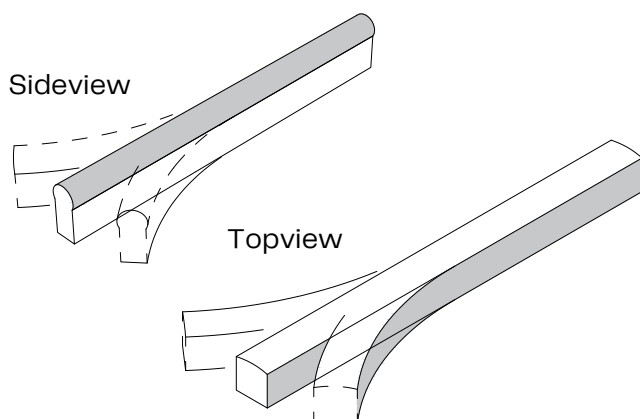


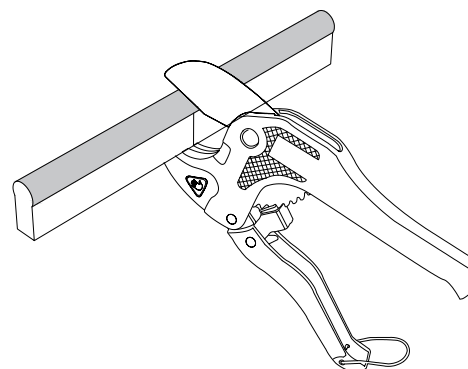
## Important:

- Make sure power is disconnected during installation or maintenance
- Keep cables and the Neonflex protected from sharp objects to prevent damage
- Align polarity when connecting the Neonflex
- Do not bend or twist the Neonflex otherwise as specified below
- Only cut the Neonflex at the indicated cutting intervals

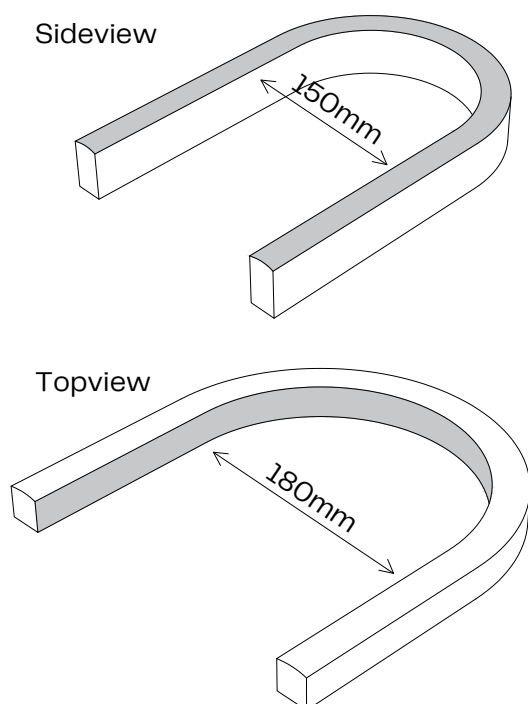
## Bending direction Neonflex.



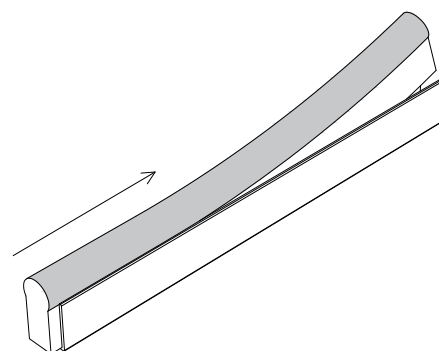
The Neonflex can be cut to size at the indicated cutting intervals.



## Minimum bending diameter of the Neonflex.



When using mounting profiles make sure the neonflex is pushed in from one side.



## Tips:

Before powering the system, check if all polarities are aligned.

It's recommended to install longer lengths with two persons.

## Disclaimer

Due to the technical evolution and improvement of our products, the data provided in this document may be updated on a regular basis, and as such, confirmation of this information is strongly recommended prior to the order process. OneEightyOne is not responsible for any discrepancies in this document following changes in our products. We reserve the right to make technical changes to our products and to change information, at its sole discretion, without notice.