

LT-3090-700 LED Constant Current Power Repeater



LED constant current power repeater is specially designed for our single color and RGB controllers to expand power output, it accepts PWM signal, double or three times more power can be reached by every one more power repeater, and in theory power repeater can be added unlimitedly.

1. Product Parameter:

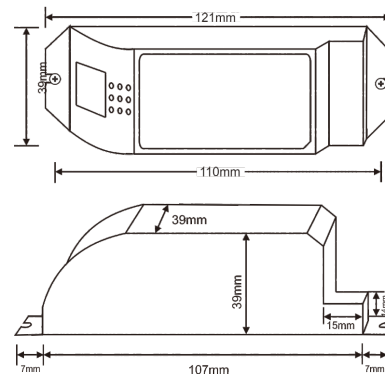
LT-3090-700 Constant Current Power Repeater

Input Voltage	12Vdc~48Vdc	Working Temperature	-30℃~55℃
Output Voltage	3Vdc~42Vdc	Dimension	L121×W39×H39(mm)
Output Current	CC 700mA × 3CH	Package Size	L123×W42×H42(mm)
Driving LEDs	1~12 pcs 3W LED/CH × 3CH	Weight (G.W.)	110g
Protection:	Short circuit / Over load		

2. Features:

1. Total 3 channels, 700mA per channel;
2. Wide voltage from DC12V-48V, can drive 1~12pcs 3W hi-power LED;
3. Accepts PWM signal;
4. Unlimited quantities of power repeaters can be connected together to run unlimited quantities of LED;
5. The in-phase possibility is not restricted by any numbers of repeaters;
6. Maximum length from controller to repeater can be 500meters;

3. Product Dimension:

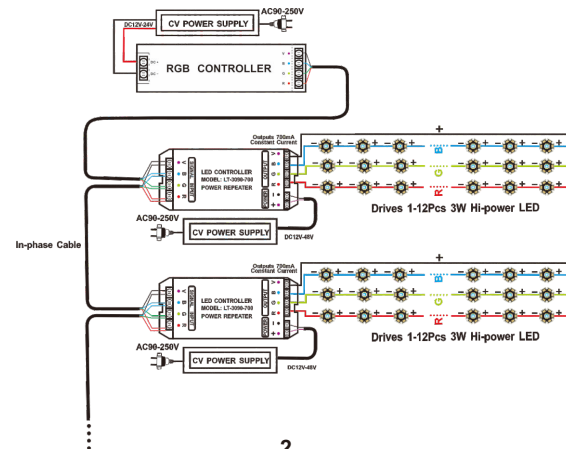


4. Conjunction Diagram:

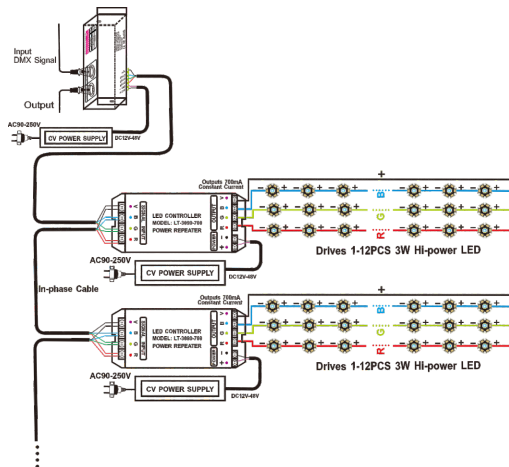


Note: The LED quantity at each channel can be different; this CC controller can automatically check & output a proper voltage to each channel as per its different LED quantities.

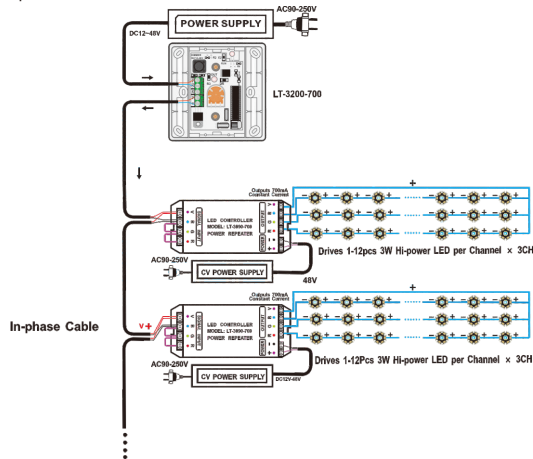
1. Repeaters Connected to RGB Controller as Follows:



2. Repeaters Connected to DMX Constant Current Decoder:



3. Repeaters Connected to LED Wall Dimmer as Follows:



5. Attention:

1. The product shall be installed and serviced by a qualified person.
2. This product is non-waterproof. Please avoid the sun and rain. When installed outdoors please ensure it is mounted in a water proof enclosure.
3. Good heat dissipation will prolong the working life of the controller. Please ensure good ventilation.
4. Please check if the output voltage of any LED power supplies used comply with the working voltage of the product.
5. Please ensure that adequate sized cable is used from the controller to the LED lights to carry the current. Please also ensure that the cable is secured tightly in the connector.
6. Ensure all wire connections and polarities are correct before applying power to avoid any damages to the LED lights.
7. If a fault occurs please return the product to your supplier. Do not attempt to fix this product by yourself.

6. Warranty Agreement:

1. We provide lifelong technical assistance with this product:
 - A 5-years warranty is given from the date of purchase. The warranty is for free repair or replacement and covers manufacturing faults only.
 - For faults beyond the 5-years warranty we reserve the right to charge for time and parts.
2. Warranty exclusions below:
 - Any man-made damages caused from improper operation, or connecting to excess voltage and overloading.
 - The product appears to have excessive physical damage.
 - Damage due to natural disasters and force majeure.
 - Warranty label, fragile label and unique barcode label have been damaged.
 - The product has been replaced by a brand new product.
3. Repair or replacement as provided under this warranty is the exclusive remedy to the customer. LTECH shall not be liable for any incidental or consequential damages for breach of any stipulation in this warranty.
4. Any amendment or adjustment to this warranty must be approved in writing by LTECH only.

★This manual only applies to this model. LTECH reserves the right to make changes without prior notice.